




JEEP WRANGLER

Security Console Insert

CONTENTS:

Console Insert (1)

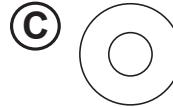


Bumpers (2)

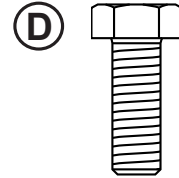


OPTIONAL | OPTIONNEL | OPCIONAL:

5/16" washers (4)




5/16"x7/8" bolts (2)



5/16" nylon locknuts (2)




TOOLS CHECKLIST:



T-20 torx bit or driver



ratchet

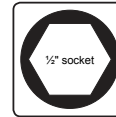


plastic body trim tool


OPTIONAL | OPTIONNEL | OPCIONAL



1/2" closed end wrench



1/2" socket



marker or pencil



90° electric drill (optional)



3/4" drill bit (optional)

