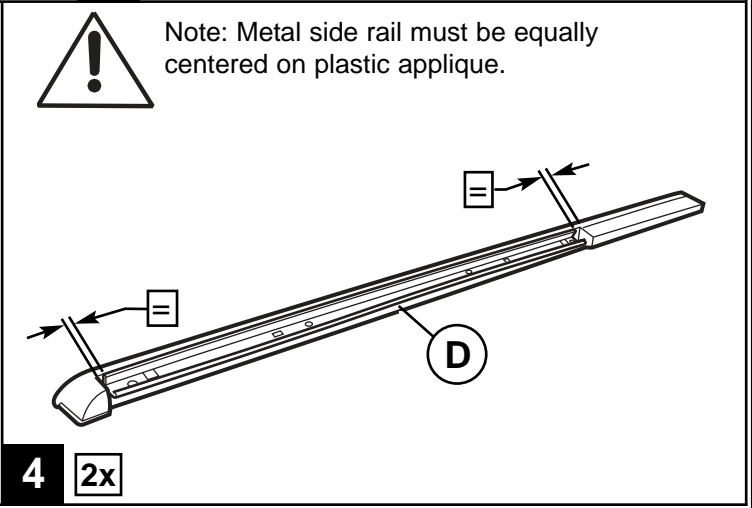
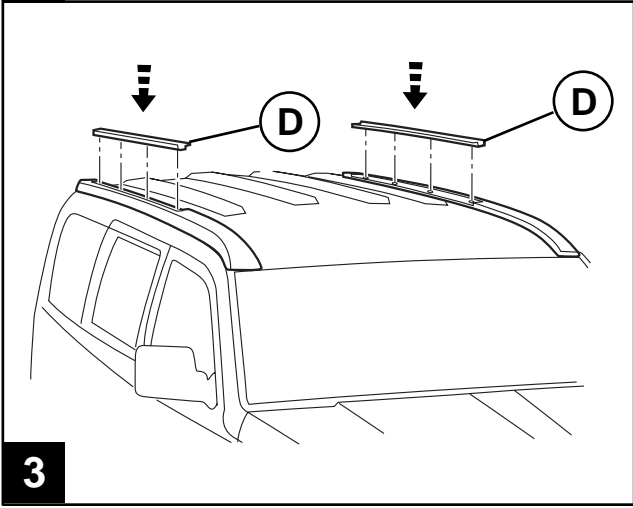
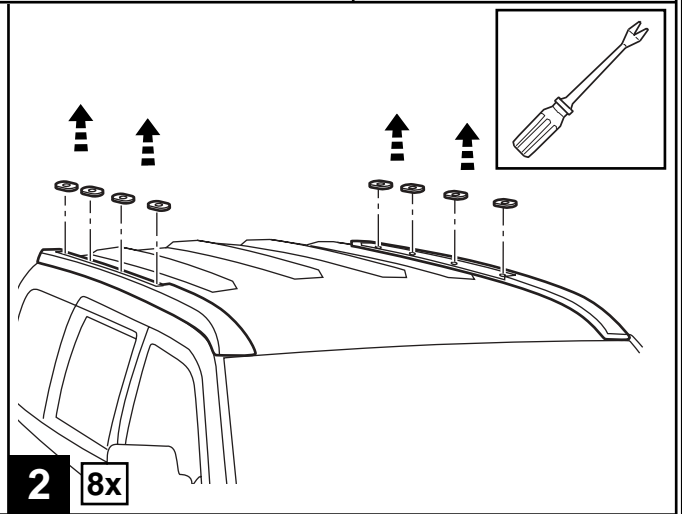
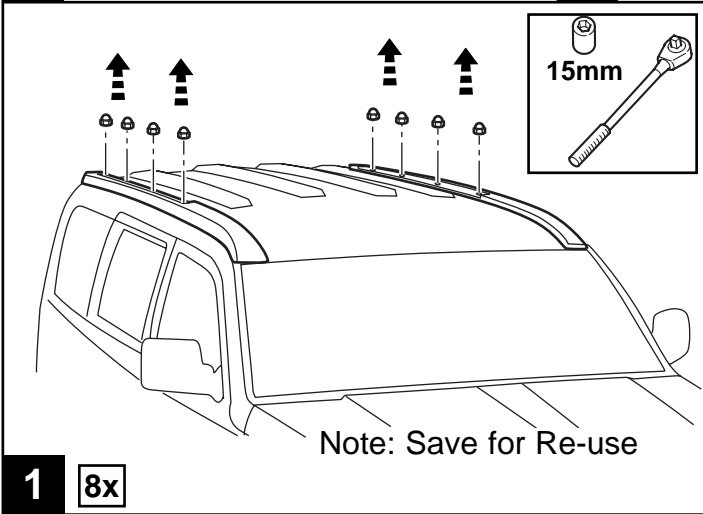
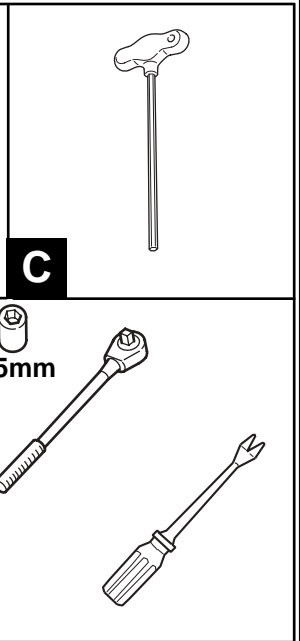
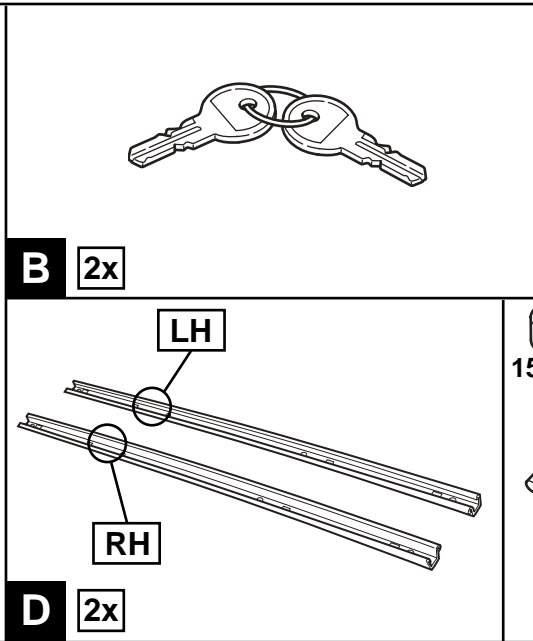
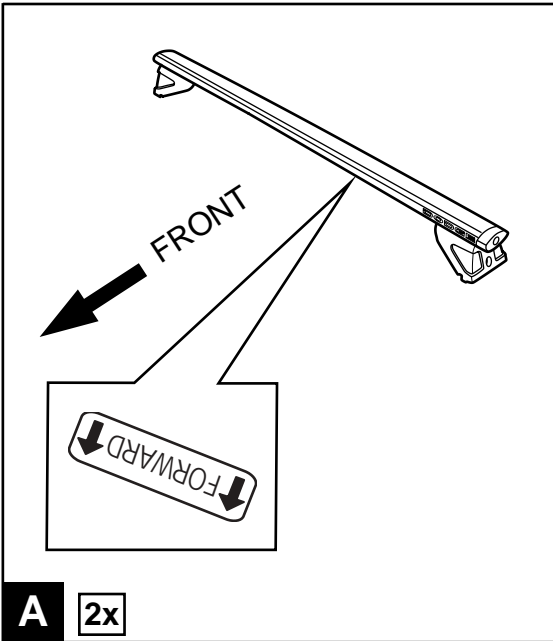




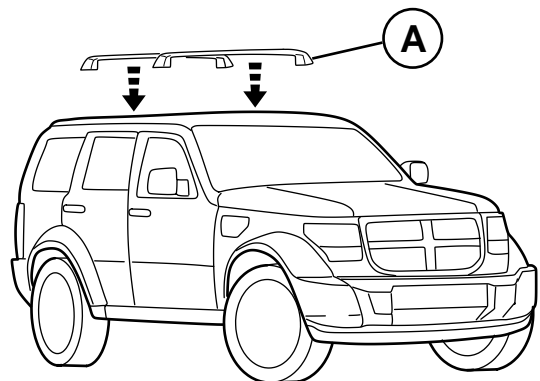
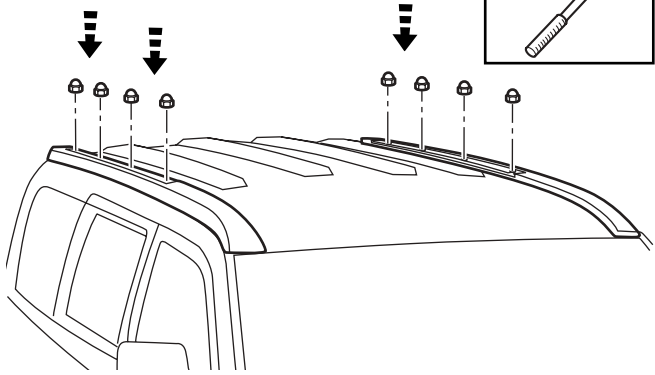
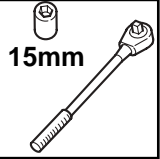
MOPAR®

DODGE NITRO

Roof Crossbars

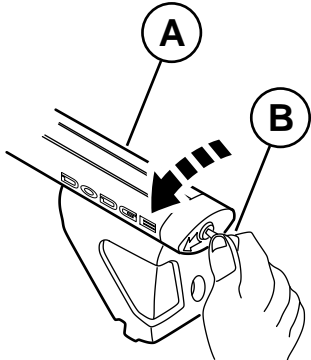


8.0 Nm Torque
(71 in-lbs. Torque)



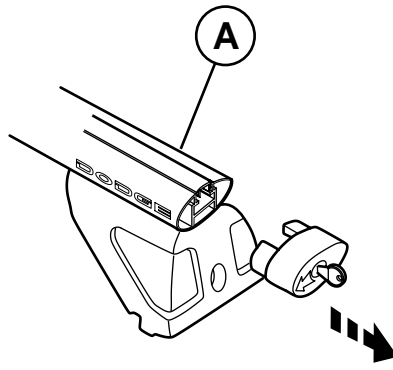
5 8x

6 2x

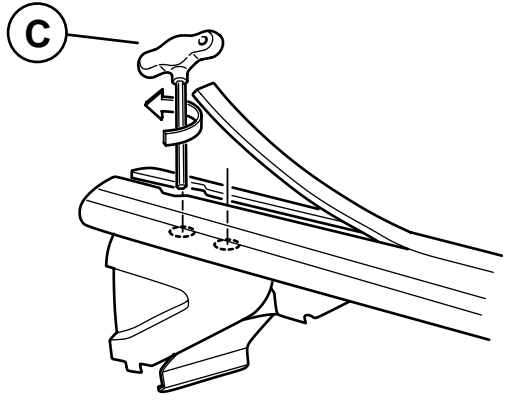
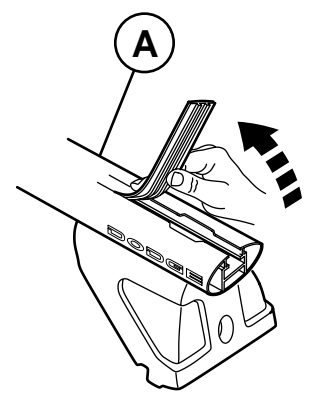


7 4x

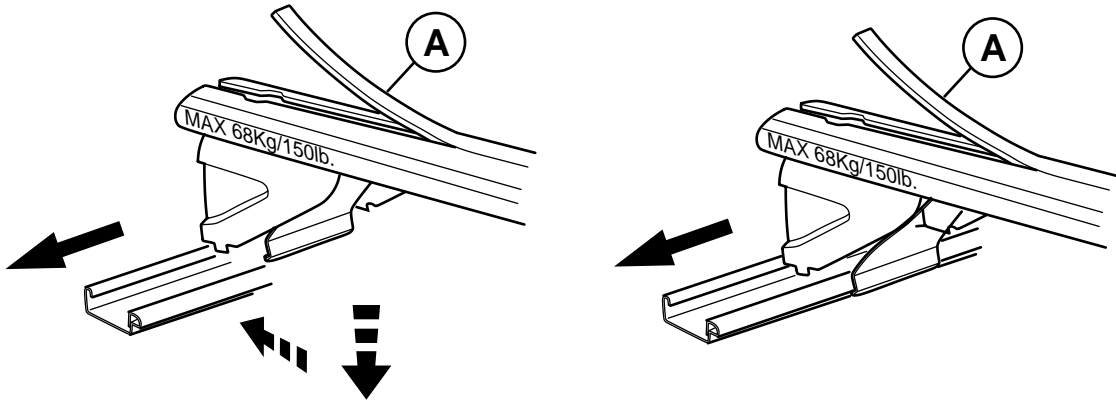
4x



4x

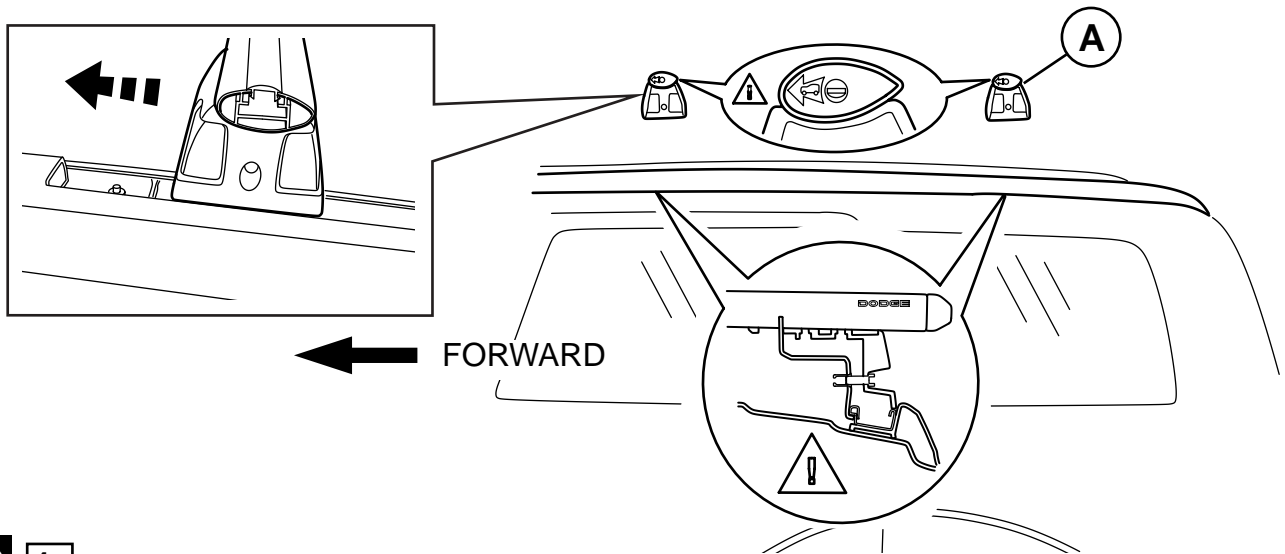


8 4x

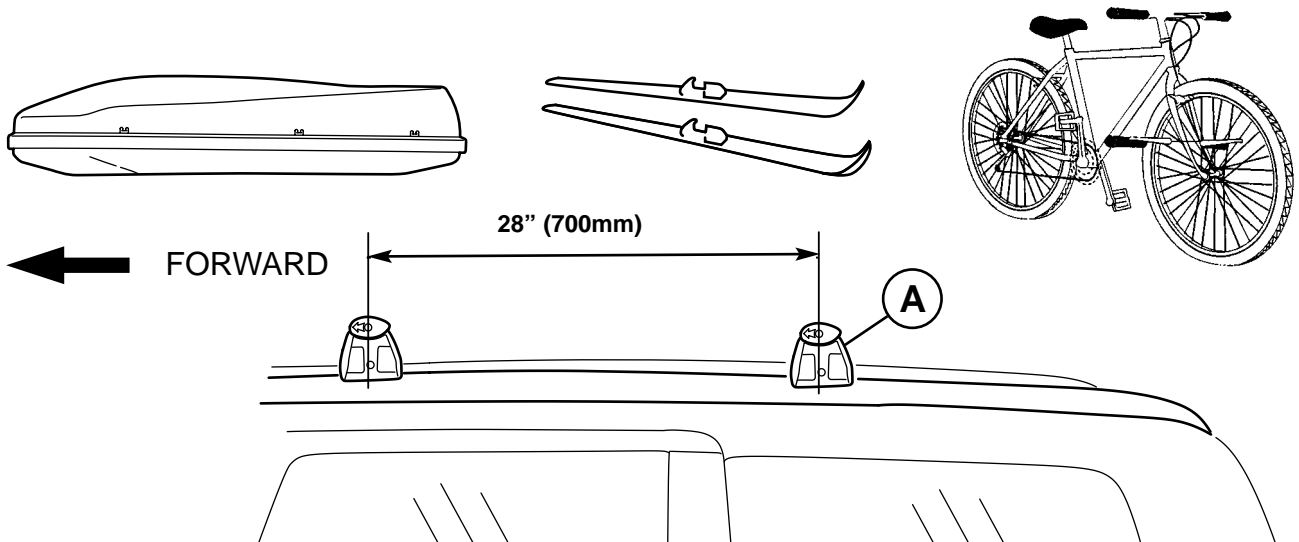


9 **4x**

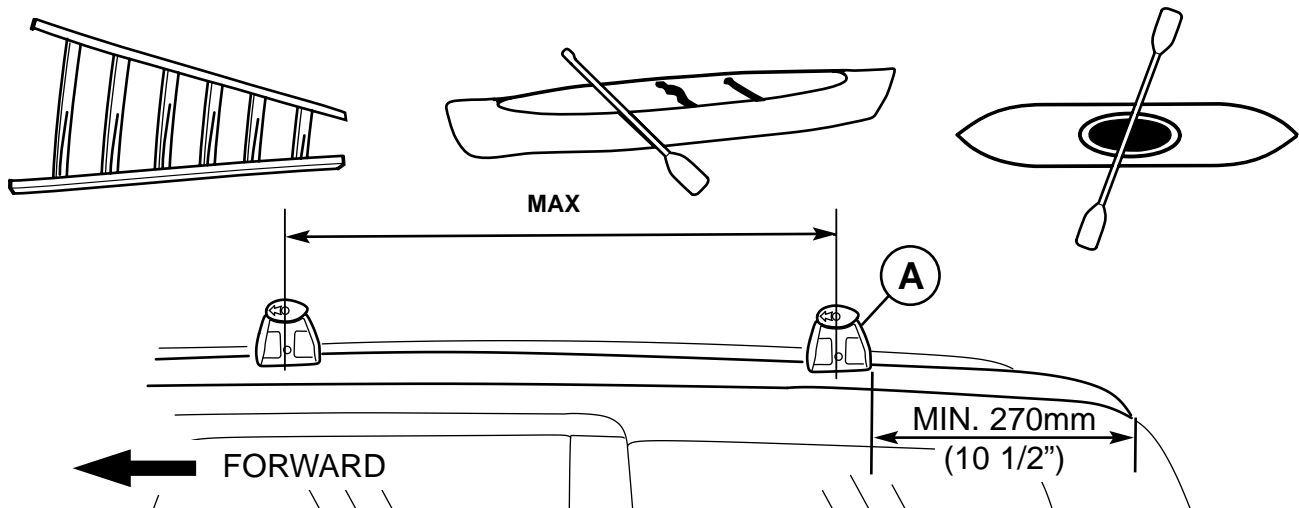
REPEAT FOR OTHER SIDE



10 **4x**




11

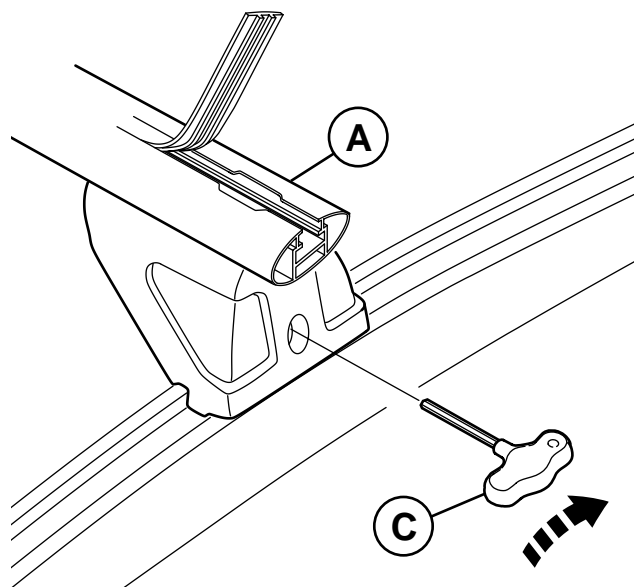


NOTE: TO AVOID SATELLITE RADIO MUTING (DROPOUT), POSITION REAR CROSSRAIL A MINIMUM OF 270mm (10 1/2") FORWARD OF END OF APPLIQUE AS INDICATED.

12

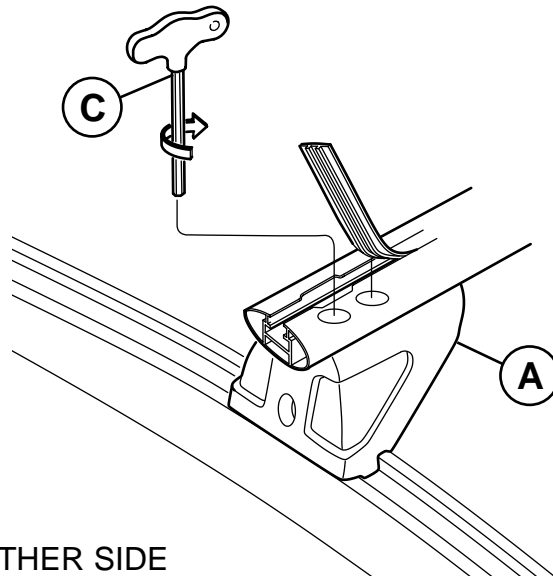


13

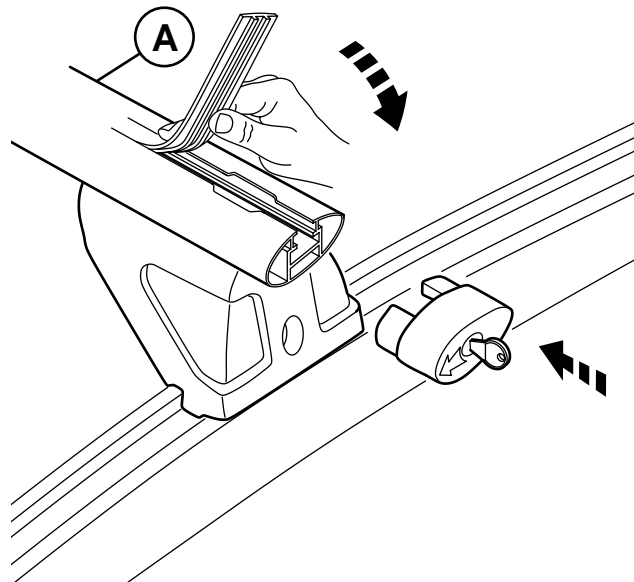


14

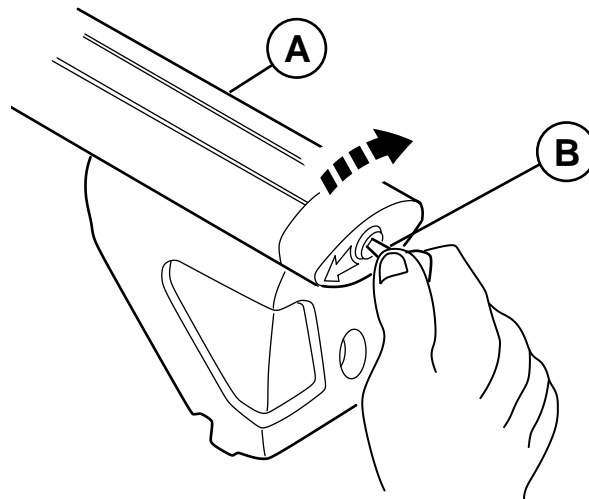
4x



15 **4x** REPEAT FOR OTHER SIDE



16 **4x**



17

GB**SAFETY NOTES:**

Always observe the maximum vehicle load as specified by the vehicle owners manual or label affixed to cross rail.

The maximum rack load is made up of the dead weight of the roof rack, the accessories and the load.

- After driving a short distance (and thereafter at regular intervals depending on the quality of the road surface) tighten the fasteners and ensure that the load is still securely fastened in position.
- Remember that the load may change the behavior of the vehicle on the road.
- Ensure that the load is evenly distributed over the load surface with the center of gravity as low as possible and that it can not move.

E**NOTAS DE SEGURIDAD:**

Observar siempre la capacidad de carga máxima del vehículo como especificado en el manual del operario, o las especificaciones denotadas en el riel.

La carga máxima del portaequipajes está compuesta del peso neto del portaequipajes, los accesorios y la carga.

- Después de manejar una distancia corta (y a ciertos intervalos dependiendo de la calidad de la carretera), apretar los sujetadores y asegurarse que la carga sigue sujeta en posición segura.
- Recordar que la carga puede afectar el funcionamiento del vehículo al manejarse.
- Asegurarse que la carga está distribuida y el centro de gravedad lo más bajo posible y que no pueda moverse.

F**CONSEILS DE SÉCURITÉ:**

Toujours observez la charge maximale comme indiqué par le guide de l'automobiliste ou marquez apposé au montant transversal.

La charge maximale de support se compose du poids à vide du porte-bagages de toit, des accessoires et de la charge.

- Après avoir conduit d'une distance courte (et ensuite à intervalles réguliers selon la qualité de la couche de roulement) serrent les fixations et s'assurent que la charge encore est solidement attachée en position.
- Rappellent que la charge peut changer le comportement du véhicule sur la route.
- Assurez-vous que la charge est également distribuée sur la surface de charge avec le centre de la gravité aussi bas que possible et cela, elle ne peut pas se déplacer.

D**SICHERHEITSANMERKUNGEN:**

Beachten Sie bei Verwendung des Dachträgers immer die maximale Fahrzeug Beladung wie im Handbuch oder im angebrachten Aufkleber angegeben.

Die maximale Träger Belastung errechnet sich aus dem Eigengewicht des Dachgepäckträgers, dem Zubehör und der Beladung.

- Nach zurücklegen einer kurzen Entfernung (und danach in regelmäßigen Abständen, abhängig von der Qualität des Straßenbelages) ziehen Sie die Befestigungsschrauben nach und versichern Sie sich, dass die Ladung noch sicher in seiner Position befestigt ist.
- Beachten Sie, dass die Ladung das Fahrverhalten Ihres Fahrzeuges verändern kann.
- Gewährleisten Sie, dass die Ladung mit dem Schwerpunkt so tief wie möglich, gleichmäßig auf der Ladefläche verteilt ist, und dass sie nicht verrutschen kann.

I**NOTE DI SICUREZZA:**

Sempre osservi il carico massimo del veicolo come specificato dai proprietari del veicolo manuali o identifici affisso alla guida trasversale.

Il carico massimo della cremagliera si compone del peso guasto della cremagliera del tetto, degli accessori e del carico.

- Dopo l'azionamento della distanza corta (e da allora in poi ai vari intervalli secondo la qualità del fondo stradale) stringa i fermi ed accertisi che il carico ancora sia fissato saldamente nella posizione.
- Ricordisi di che il carico può cambiare il comportamento del veicolo sulla strada.
- Accertisi che il carico sia distribuito uniformemente sopra la faccia del supporto del carico con il centro di gravità basso come possibile e che non può muoversi.

E 11**26R - 03 5107****e 11****GB 5107**